



CEGH Web Nomination Platform

Manual

March 2024



To request new user accounts an application form
can be found attached to [appendix B \(page 9\)](#)

For any further information please contact:

CEGH VTP Operations & IT

Tel.: +43 (1) 270 2700 / 28520

E-Mail: dispatching@cegh.at

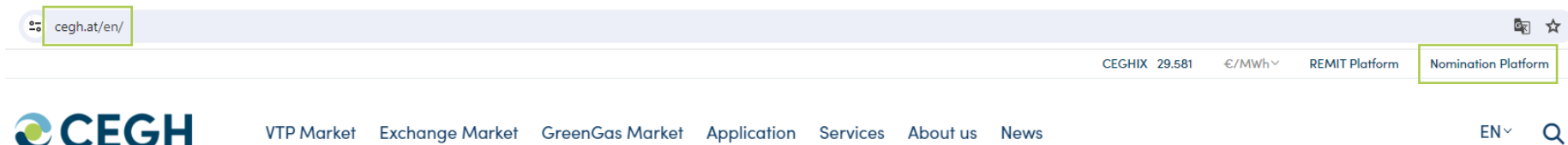
Website: www.cegh.at

- This Manual demonstrates, based on the example companies “PARTNER1”, “PARTNER2” and “PARTNER3”, the procedure of submitting and adapting nominations using the CEGH Online Nomination System.
- The following example shows how to nominate step by step.

Access



- Direct URL: <https://www.cegh.at/en/>



**FIRST-CLASS
GAS TRADING**

Log-In



- Login with your email address:

Username: partner1@xyz.com

Password: *****

- After a successful log-in, a calendar view will appear.



LOGIN

USER REQUEST

CEGH WEB Nomination Platform

Login

Please enter your credentials and click the Login button below.

Username/Email

Password

[Forgot Your Password?](#)

Login

CEGH WEB Nomination Platform



NOMINATION:

Calendar gives an overview of already submitted nominations:

- **Grey past gasdays** (read-only)
- **Green matched gasdays**
- **Red open gasdays** (mismatch or missing nomination)

QUANTITY REPORT:

Access to Protocols for nominated deals in 3 formats:

- PDF
- EXCEL
- WORD

TRANSMISSION:

Upload format via :

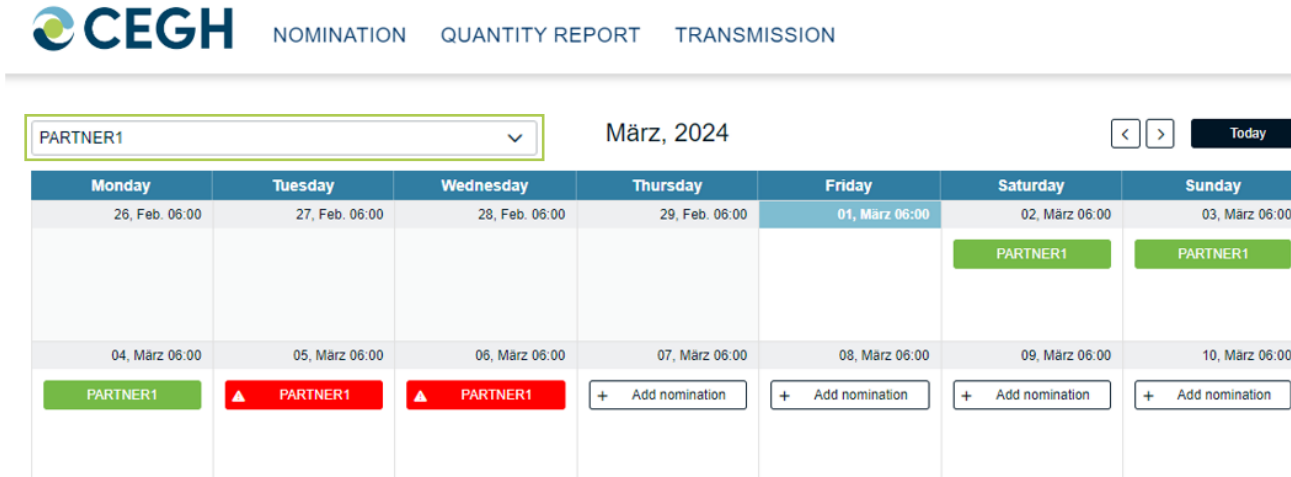
- KissA (Excel-Sheet)
- Edig@s

The screenshot shows the CEGH Nomination Platform interface for March 2024. The header includes the CEGH logo and navigation links: NOMINATION, QUANTITY REPORT, and TRANSMISSION. The main content area is titled 'PARTNER1' and 'März, 2024'. It features a calendar grid with columns for each day of the week (Monday to Sunday) and rows for each day of the month. The calendar shows nomination status for various days, including 'PARTNER1' and 'Add nomination' buttons. The status for each day is as follows:

Monday	Tuesday	Wednesday	Thursday	Friday	Saturday	Sunday
26, Feb. 06:00	27, Feb. 06:00	28, Feb. 06:00	29, Feb. 06:00	01, März 06:00	02, März 06:00	03, März 06:00
					PARTNER1	PARTNER1
04, März 06:00	05, März 06:00	06, März 06:00	07, März 06:00	08, März 06:00	09, März 06:00	10, März 06:00
PARTNER1	PARTNER1	▲ PARTNER1	+ Add nomination	+ Add nomination	+ Add nomination	+ Add nomination
11, März 06:00	12, März 06:00	13, März 06:00	14, März 06:00	15, März 06:00	16, März 06:00	17, März 06:00
+ Add nomination	+ Add nomination	+ Add nomination	+ Add nomination	+ Add nomination	+ Add nomination	+ Add nomination
18, März 06:00	19, März 06:00	20, März 06:00	21, März 06:00	22, März 06:00	23, März 06:00	24, März 06:00
+ Add nomination	+ Add nomination	+ Add nomination	+ Add nomination	+ Add nomination	+ Add nomination	+ Add nomination
25, März 06:00	26, März 06:00	27, März 06:00	28, März 06:00	29, März 06:00	30, März 06:00	31, März 06:00
+ Add nomination	+ Add nomination	+ Add nomination	+ Add nomination	+ Add nomination	+ Add nomination	+ Add nomination
01, Apr. 06:00	02, Apr. 06:00	03, Apr. 06:00	04, Apr. 06:00	05, Apr. 06:00	06, Apr. 06:00	07, Apr. 06:00
+ Add nomination	+ Add nomination	+ Add nomination	+ Add nomination	+ Add nomination	+ Add nomination	+ Add nomination

Nomination Interface

- If your user has access rights for more than one Balance Group Responsible Party (BGRP) the respective BGRP can be selected



The screenshot displays the CEGH Nomination interface. At the top, the CEGH logo is followed by navigation links: NOMINATION, QUANTITY REPORT, and TRANSMISSION. Below this, a dropdown menu is set to 'PARTNER1'. The main area shows a calendar for 'März, 2024' with navigation arrows and a 'Today' button. The calendar grid has columns for days of the week and rows for specific dates. The current date, 01. März 06:00, is highlighted in blue. Other dates show nomination status: 02. März 06:00 and 03. März 06:00 have green 'PARTNER1' buttons; 04. März 06:00 has a green 'PARTNER1' button; 05. März 06:00 and 06. März 06:00 have red buttons with a triangle icon and 'PARTNER1'; 07. März 06:00, 08. März 06:00, 09. März 06:00, and 10. März 06:00 have white buttons with a plus icon and 'Add nomination' text.

Monday	Tuesday	Wednesday	Thursday	Friday	Saturday	Sunday
26, Feb. 06:00	27, Feb. 06:00	28, Feb. 06:00	29, Feb. 06:00	01, März 06:00	02, März 06:00	03, März 06:00
					PARTNER1	PARTNER1
04, März 06:00	05, März 06:00	06, März 06:00	07, März 06:00	08, März 06:00	09, März 06:00	10, März 06:00
PARTNER1	▲ PARTNER1	▲ PARTNER1	+ Add nomination	+ Add nomination	+ Add nomination	+ Add nomination

Calendar Overview

- To start a new nomination select “(+) Add nomination” for the respective day

PARTNER1

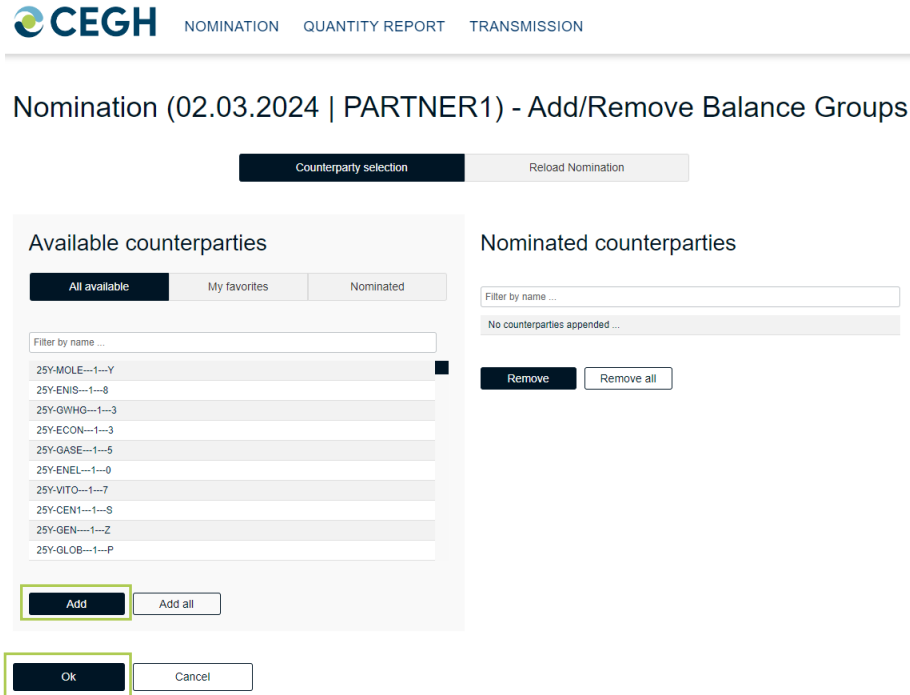
März, 2024

< > Today

Monday	Tuesday	Wednesday	Thursday	Friday	Saturday	Sunday
26, Feb. 06:00	27, Feb. 06:00	28, Feb. 06:00	29, Feb. 06:00	01, März 06:00	02, März 06:00	03, März 06:00
					+ Add nomination	+ Add nomination
04, März 06:00	05, März 06:00	06, März 06:00	07, März 06:00	08, März 06:00	09, März 06:00	10, März 06:00
+ Add nomination	+ Add nomination	+ Add nomination	+ Add nomination	+ Add nomination	+ Add nomination	+ Add nomination
11, März 06:00	12, März 06:00	13, März 06:00	14, März 06:00	15, März 06:00	16, März 06:00	17, März 06:00
+ Add nomination	+ Add nomination	+ Add nomination	+ Add nomination	+ Add nomination	+ Add nomination	+ Add nomination
18, März 06:00	19, März 06:00	20, März 06:00	21, März 06:00	22, März 06:00	23, März 06:00	24, März 06:00
+ Add nomination	+ Add nomination	+ Add nomination	+ Add nomination	+ Add nomination	+ Add nomination	+ Add nomination
25, März 06:00	26, März 06:00	27, März 06:00	28, März 06:00	29, März 06:00	30, März 06:00	31, März 06:00
+ Add nomination	+ Add nomination	+ Add nomination	+ Add nomination	+ Add nomination	+ Add nomination	+ Add nomination

Nomination Interface

- Select one or more counterparties from the “Available Balance Group(s)” box
- After all counterparties have been selected click “OK” to proceed with the nomination



The screenshot displays the 'Nomination (02.03.2024 | PARTNER1) - Add/Remove Balance Groups' interface. At the top, there is a navigation bar with the CEGH logo and links for 'NOMINATION', 'QUANTITY REPORT', and 'TRANSMISSION'. Below this, the title 'Nomination (02.03.2024 | PARTNER1) - Add/Remove Balance Groups' is centered. The interface is divided into two main sections: 'Counterparty selection' and 'Nominated counterparties'. The 'Counterparty selection' section contains a sub-section 'Available counterparties' with three tabs: 'All available', 'My favorites', and 'Nominated'. The 'All available' tab is active, showing a list of counterparties with a search filter 'Filter by name ...'. The list includes: 25Y-MOLE--1--Y, 25Y-ENIS--1--8, 25Y-GWHG--1--3, 25Y-EC0N--1--3, 25Y-GASE--1--5, 25Y-ENEL--1--0, 25Y-VITO--1--7, 25Y-CENT--1--S, 25Y-GEN--1--Z, and 25Y-GLOB--1--P. At the bottom of this list are 'Add' and 'Add all' buttons. The 'Nominated counterparties' section has a search filter 'Filter by name ...' and a message 'No counterparties appended ...'. Below this are 'Remove' and 'Remove all' buttons. At the bottom of the entire interface are 'Ok' and 'Cancel' buttons.

Nomination Interface

- For every selected counterparty a „Buy“ and a „Sell“ column will be available
- The quantities for each deal can be nominated on hourly or daily basis

Nomination (02.03.2024 | PARTNER1)

Save
Close
Partner Values
Export

Reload Nomination

Add/Remove Balance Group

Filter ...

▲ PARTNER2

External Balance Group Identifier	PARTNER2			
Type	Buy	← Copy	Sell	← Copy
Hour	MWh	Partner Value	MWh	Partner Value
02.03.2024 06:00 - 07:00	10,000	0,000	10,000	0,000
02.03.2024 07:00 - 08:00	10,000	0,000	10,000	0,000
02.03.2024 08:00 - 09:00	10,000	0,000	10,000	0,000
02.03.2024 09:00 - 10:00	10,000	0,000	10,000	0,000
02.03.2024 10:00 - 11:00	10,000	0,000	10,000	0,000
02.03.2024 11:00 - 12:00	20,000	0,000	10,000	0,000
02.03.2024 12:00 - 13:00	10,000	0,000	10,000	0,000
02.03.2024 13:00 - 14:00	10,000	0,000	10,000	0,000
02.03.2024 14:00 - 15:00	10,000	0,000	10,000	0,000
02.03.2024 15:00 - 16:00	10,000	0,000	10,000	0,000
02.03.2024 16:00 - 17:00	10,000	0,000	10,000	0,000
02.03.2024 17:00 - 18:00	0,000	0,000	0,000	0,000
02.03.2024 18:00 - 19:00	0,000	0,000	0,000	0,000
02.03.2024 19:00 - 20:00	0,000	0,000	0,000	0,000
02.03.2024 20:00 - 21:00	0,000	0,000	0,000	0,000
02.03.2024 21:00 - 22:00	0,000	0,000	0,000	0,000
02.03.2024 22:00 - 23:00	0,000	0,000	0,000	0,000
02.03.2024 23:00 - 00:00	0,000	0,000	0,000	0,000
03.03.2024 00:00 - 01:00	0,000	0,000	0,000	0,000
03.03.2024 01:00 - 02:00	0,000	0,000	0,000	0,000
03.03.2024 02:00 - 03:00	0,000	0,000	0,000	0,000
03.03.2024 03:00 - 04:00	0,000	0,000	0,000	0,000
03.03.2024 04:00 - 05:00	0,000	0,000	0,000	0,000
03.03.2024 05:00 - 06:00	0,000	0,000	0,000	0,000
	120,000	0,000	110,000	0,000

■ Show balance groups with mismatches
 Show all balance groups

Nomination Interface – Multi Select

- Select multiple counterparties in the „Nominated Balance Group(s)” box with „SHIFT” or „CTRL” to see all deals in one overview:

Nomination (02.03.2024 | PARTNER1)

Save
Close
Partner Values
Export

Reload Nomination

Add/Remove Balance Group

Filter ...

▲ PARTNER2

PARTNER3

External Balance Group Identifier	PARTNER2				PARTNER3			
Type	Buy	Sell	Buy	Sell	Buy	Sell	Buy	Sell
Hour	MWh	Partner Value	MWh	Partner Value	MWh	Partner Value	MWh	Partner Value
02.03.2024 06:00 - 07:00	10.000	0.000	10.000	0.000	0.000	0.000	0.000	0.000
02.03.2024 07:00 - 08:00	10.000	0.000	10.000	0.000	0.000	0.000	0.000	0.000
02.03.2024 08:00 - 09:00	10.000	0.000	10.000	0.000	0.000	0.000	0.000	0.000
02.03.2024 09:00 - 10:00	10.000	0.000	10.000	0.000	0.000	0.000	0.000	0.000
02.03.2024 10:00 - 11:00	10.000	0.000	10.000	0.000	0.000	0.000	0.000	0.000
02.03.2024 11:00 - 12:00	20.000	0.000	10.000	0.000	0.000	0.000	0.000	0.000
02.03.2024 12:00 - 13:00	10.000	0.000	10.000	0.000	0.000	0.000	0.000	0.000
02.03.2024 13:00 - 14:00	10.000	0.000	10.000	0.000	0.000	0.000	0.000	0.000
02.03.2024 14:00 - 15:00	10.000	0.000	10.000	0.000	0.000	0.000	0.000	0.000
02.03.2024 15:00 - 16:00	10.000	0.000	10.000	0.000	0.000	0.000	0.000	0.000
02.03.2024 16:00 - 17:00	10.000	0.000	10.000	0.000	0.000	0.000	0.000	0.000
02.03.2024 17:00 - 18:00	0.000	0.000	0.000	0.000	0.000	0.000	0.000	0.000
02.03.2024 18:00 - 19:00	0.000	0.000	0.000	0.000	0.000	0.000	0.000	0.000
02.03.2024 19:00 - 20:00	0.000	0.000	0.000	0.000	0.000	0.000	0.000	0.000
02.03.2024 20:00 - 21:00	0.000	0.000	0.000	0.000	0.000	0.000	0.000	0.000
02.03.2024 21:00 - 22:00	0.000	0.000	0.000	0.000	0.000	0.000	0.000	0.000
02.03.2024 22:00 - 23:00	0.000	0.000	0.000	0.000	0.000	0.000	0.000	0.000
02.03.2024 23:00 - 00:00	0.000	0.000	0.000	0.000	0.000	0.000	0.000	0.000
03.03.2024 00:00 - 01:00	0.000	0.000	0.000	0.000	0.000	0.000	0.000	0.000
03.03.2024 01:00 - 02:00	0.000	0.000	0.000	0.000	0.000	0.000	0.000	0.000
03.03.2024 02:00 - 03:00	0.000	0.000	0.000	0.000	0.000	0.000	0.000	0.000
03.03.2024 03:00 - 04:00	0.000	0.000	0.000	0.000	0.000	0.000	0.000	0.000
03.03.2024 04:00 - 05:00	0.000	0.000	0.000	0.000	0.000	0.000	0.000	0.000
03.03.2024 05:00 - 06:00	0.000	0.000	0.000	0.000	0.000	0.000	0.000	0.000
	120.000	0.000	110.000	0.000	0.000	0.000	0.000	0.000

Show balance groups with mismatches
 Show all balance groups

Nomination Interface – Partner Values

- Click (re)nominate than „Partner Values“ displays quantities already nominated by the counterparty „<< Copy“ partner values to accept partner values
- Press „Save“ to finalize your nomination

Nomination (02.03.2024 | PARTNER2)

Nominated counterparties

Filter ...

External Balance Group Identifier	Partner
PARTNER1	Buy

Nomination (02.03.2024 | PARTNER2)

Reload Nomination

Add/Remove Balance Group

Nominated counterparties

Filter ...

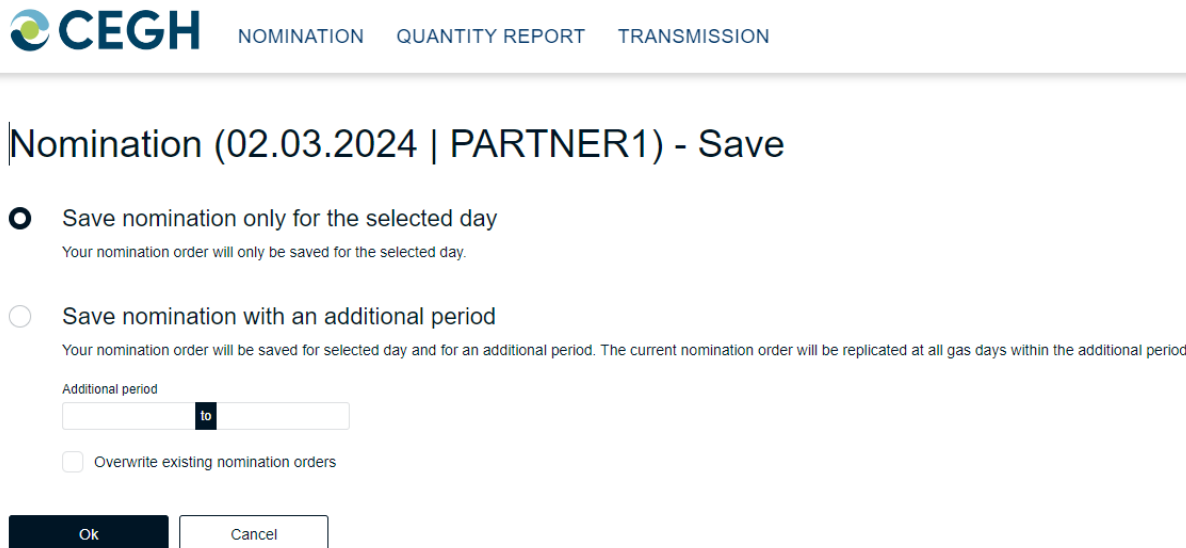
PARTNER1

External Balance Group Identifier	PARTNER1			
	Buy	<< Copy	Sell	<< Copy
Hour	MWh	Partner Value	MWh	Partner Value
02.03.2024 06:00 - 07:00	10.000	10.000	10.000	10.000
02.03.2024 07:00 - 08:00	10.000	10.000	10.000	10.000
02.03.2024 08:00 - 09:00	10.000	10.000	10.000	10.000
02.03.2024 09:00 - 10:00	10.000	10.000	10.000	10.000
02.03.2024 10:00 - 11:00	10.000	10.000	10.000	10.000
02.03.2024 11:00 - 12:00	10.000	10.000	20.000	20.000
02.03.2024 12:00 - 13:00	10.000	10.000	10.000	10.000
02.03.2024 13:00 - 14:00	10.000	10.000	10.000	10.000
02.03.2024 14:00 - 15:00	10.000	10.000	10.000	10.000
02.03.2024 15:00 - 16:00	10.000	10.000	10.000	10.000
02.03.2024 16:00 - 17:00	10.000	10.000	10.000	10.000
02.03.2024 17:00 - 18:00	0.000	0.000	0.000	0.000
02.03.2024 18:00 - 19:00	0.000	0.000	0.000	0.000
02.03.2024 19:00 - 20:00	0.000	0.000	0.000	0.000
02.03.2024 20:00 - 21:00	0.000	0.000	0.000	0.000
02.03.2024 21:00 - 22:00	0.000	0.000	0.000	0.000
02.03.2024 22:00 - 23:00	0.000	0.000	0.000	0.000
02.03.2024 23:00 - 00:00	0.000	0.000	0.000	0.000
03.03.2024 00:00 - 01:00	0.000	0.000	0.000	0.000
03.03.2024 01:00 - 02:00	0.000	0.000	0.000	0.000
03.03.2024 02:00 - 03:00	0.000	0.000	0.000	0.000
03.03.2024 03:00 - 04:00	0.000	0.000	0.000	0.000
03.03.2024 04:00 - 05:00	0.000	0.000	0.000	0.000
03.03.2024 05:00 - 06:00	0.000	0.000	0.000	0.000
	110.000	110.000	120.000	120.000

- Show balance groups with mismatches
- Show all balance groups

Nomination Interface

- You can choose to submit the nomination
 - only for the selected day or
 - with an additional period



The screenshot shows the CEGH interface with a navigation bar containing 'NOMINATION', 'QUANTITY REPORT', and 'TRANSMISSION'. Below the navigation bar is a title 'Nomination (02.03.2024 | PARTNER1) - Save'. There are two radio button options: 'Save nomination only for the selected day' (which is selected) and 'Save nomination with an additional period'. Below the second option is a text input field for 'Additional period' with a 'to' separator. At the bottom, there are 'Ok' and 'Cancel' buttons.

CEGH NOMINATION QUANTITY REPORT TRANSMISSION

Nomination (02.03.2024 | PARTNER1) - Save

Save nomination only for the selected day
Your nomination order will only be saved for the selected day.

Save nomination with an additional period
Your nomination order will be saved for selected day and for an additional period. The current nomination order will be replicated at all gas days within the additional period.

Additional period

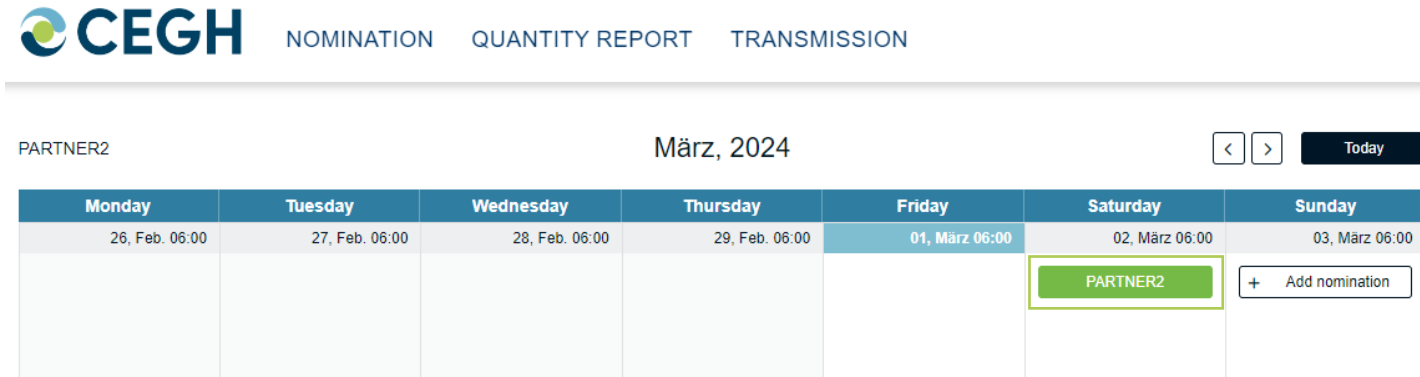
to

Overwrite existing nomination orders

Ok Cancel

Nomination Interface

- After submitting you will return to the calendar overview where you can find your nominations



The screenshot displays the CEGH Nomination interface. At the top, the CEGH logo is followed by navigation links: NOMINATION, QUANTITY REPORT, and TRANSMISSION. Below this, the user is identified as PARTNER2, and the calendar is set for März, 2024. The calendar grid shows days from Monday to Sunday. The current date is Saturday, 02. März 06:00, which is highlighted in blue. A green box highlights a nomination labeled PARTNER2 on this date. To the right of the nomination is a button labeled '+ Add nomination'. A 'Today' button is also visible in the top right corner of the calendar area.

Monday	Tuesday	Wednesday	Thursday	Friday	Saturday	Sunday
26. Feb. 06:00	27. Feb. 06:00	28. Feb. 06:00	29. Feb. 06:00	01. März 06:00	02. März 06:00	03. März 06:00
					PARTNER2	+ Add nomination

Balance Interface (only for BGRP)

- Input / Output will be calculated live based on nominated trade quantities
- With the „Balance” button you can add or remove these additional columns

Nomination (06.03.2024 | PARTNER1)

Nominated counterparties

Filter ...

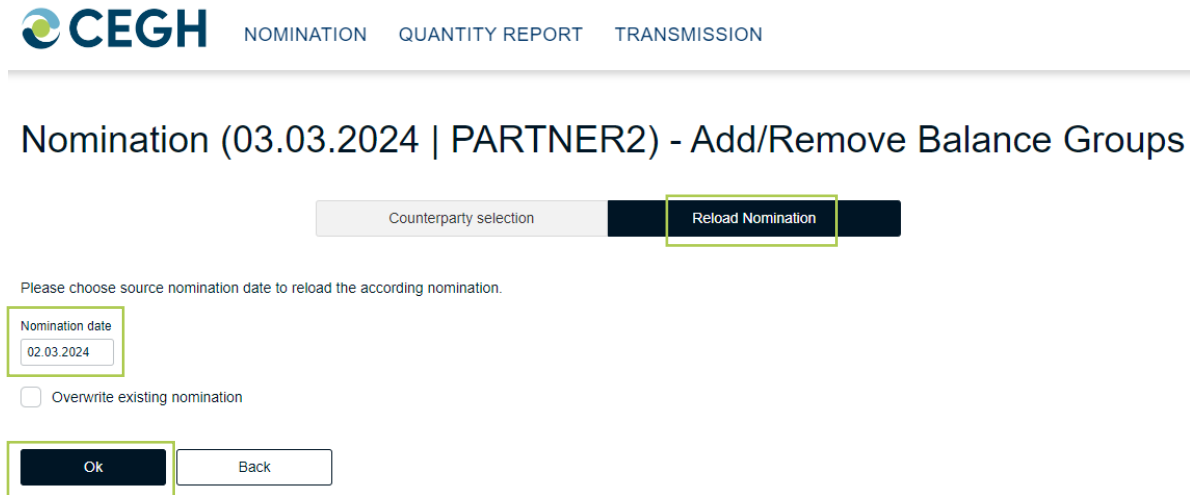
PARTNER3

External Balance Group Identifier	Balance		PARTNER3				
	Type	Input	Output	Buy	Sell		
	Hour	MWh	MWh	MWh	Partner Value	MWh	Partner Value
	06.03.2024 06:00 - 07:00	0.000	420.000	45.000	45.000	0.000	0.000
	06.03.2024 07:00 - 08:00	0.000	420.000	45.000	45.000	0.000	0.000
	06.03.2024 08:00 - 09:00	0.000	420.000	45.000	45.000	0.000	0.000
	06.03.2024 09:00 - 10:00	0.000	420.000	45.000	45.000	0.000	0.000
	06.03.2024 10:00 - 11:00	0.000	420.000	45.000	45.000	0.000	0.000
	06.03.2024 11:00 - 12:00	0.000	420.000	45.000	45.000	0.000	0.000
	06.03.2024 12:00 - 13:00	0.000	420.000	45.000	45.000	0.000	0.000
	06.03.2024 13:00 - 14:00	0.000	420.000	45.000	45.000	0.000	0.000
	06.03.2024 14:00 - 15:00	0.000	420.000	45.000	45.000	0.000	0.000
	06.03.2024 15:00 - 16:00	0.000	420.000	45.000	45.000	0.000	0.000
	06.03.2024 16:00 - 17:00	0.000	420.000	45.000	45.000	0.000	0.000
	06.03.2024 17:00 - 18:00	0.000	420.000	45.000	45.000	0.000	0.000
	06.03.2024 18:00 - 19:00	0.000	420.000	45.000	45.000	0.000	0.000
	06.03.2024 19:00 - 20:00	0.000	420.000	45.000	45.000	0.000	0.000
	06.03.2024 20:00 - 21:00	0.000	420.000	45.000	45.000	0.000	0.000
	06.03.2024 21:00 - 22:00	0.000	420.000	45.000	45.000	0.000	0.000
	06.03.2024 22:00 - 23:00	0.000	420.000	45.000	45.000	0.000	0.000
	06.03.2024 23:00 - 00:00	0.000	420.000	45.000	45.000	0.000	0.000
	07.03.2024 00:00 - 01:00	0.000	420.000	45.000	45.000	0.000	0.000
	07.03.2024 01:00 - 02:00	0.000	420.000	45.000	45.000	0.000	0.000
	07.03.2024 02:00 - 03:00	0.000	420.000	45.000	45.000	0.000	0.000
	07.03.2024 03:00 - 04:00	0.000	420.000	45.000	45.000	0.000	0.000
	07.03.2024 04:00 - 05:00	0.000	420.000	45.000	45.000	0.000	0.000
	07.03.2024 05:00 - 06:00	0.000	420.000	45.000	45.000	0.000	0.000
		0.000	10080.000	1080.000	1080.000	0.000	0.000

- Show balance groups with mismatches
- Show all balance groups

Reload Nomination

- „Reload Nomination“ will copy all deals from a selected date to the current nomination
- Select the respective source „Nomination date“ and save with „Ok“



CEGH NOMINATION QUANTITY REPORT TRANSMISSION

Nomination (03.03.2024 | PARTNER2) - Add/Remove Balance Groups

Counterparty selection **Reload Nomination**

Please choose source nomination date to reload the according nomination.

Nomination date
02.03.2024

Overwrite existing nomination

Ok Back

Add/Remove a Counterparty for existing nominations



- Select the day

NOMINATION QUANTITY REPORT TRANSMISSION

PARTNER1 März, 2024 < > Today

Monday	Tuesday	Wednesday	Thursday	Friday	Saturday	Sunday
26, Feb. 06:00	27, Feb. 06:00	28, Feb. 06:00	29, Feb. 06:00	01, März 06:00	02, März 06:00	03, März 06:00
					PARTNER1	PARTNER1
04, März 06:00	05, März 06:00	06, März 06:00	07, März 06:00	08, März 06:00	09, März 06:00	10, März 06:00
PARTNER1	▲ PARTNER1	▲ PARTNER1	+ Add nomination	+ Add nomination	+ Add nomination	+ Add nomination

Add/Remove a Counterparty for existing nominations

- Proceed with „(Re)nominate“

Nomination (05.03.2024 | PARTNER1)

(Re)nominate Close Partner Values Export

Nominated counterparties

Filter ...

▲ PARTNER2

External Balance Group Identifier	PARTNER2
Type	Buy
Hour	M

- Click „Add / Remove Balance Group“

Nomination (05.03.2024 | PARTNER1)

Save Close Partner Values Export

Reload Nomination

Add/Remove Balance Group

Nominated counterparties

Filter ...

▲ PARTNER2

External Balance Group Identifier	PARTNER2
Type	Buy
Hour	MWh
05.03.2024 06:00 - 07:00	0.000
05.03.2024 07:00 - 08:00	0.000
05.03.2024 08:00 - 09:00	0.000
05.03.2024 09:00 - 10:00	0.000

Add/Remove a Counterparty for existing nominations

- Add or Remove a counterparty balance group and save with „Back“

Nomination (05.03.2024 | PARTNER1) - Add/Remove Balance Groups

Counterparty selection

Reload Nomination

Available counterparties

All availableMy favoritesNominated

- 25Y-MOLE---1--Y
- 25Y-ENIS---1--8
- 25Y-GWHG---1--3
- 25Y-ECON---1--3
- 25Y-GASE---1--5
- 25Y-ENEL---1--0
- 25Y-VITO---1--7
- 25Y-CEN1---1--S
- 25Y-GEN---1--Z
- 25Y-GLOB---1--P

AddAdd all

Nominated counterparties

- PARTNER2
- PARTNER3

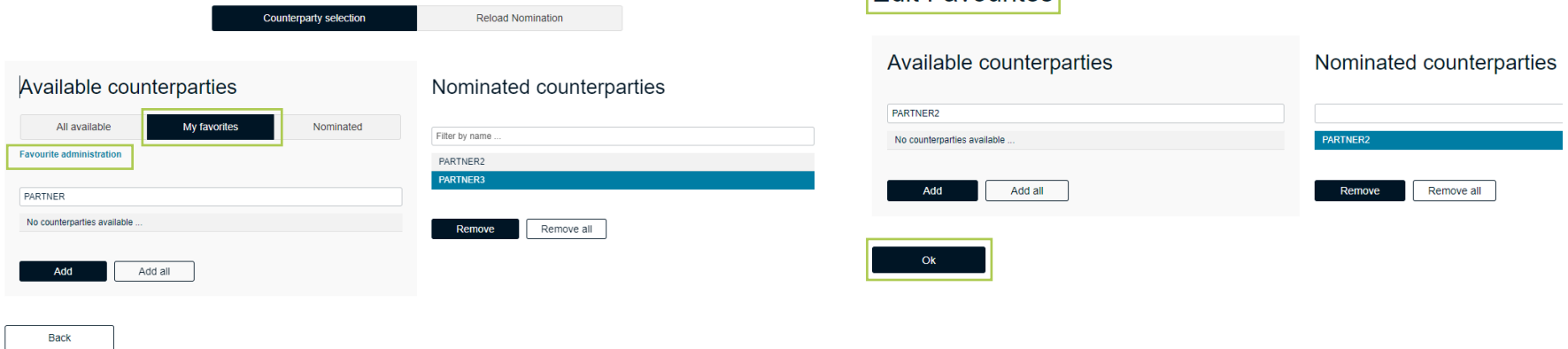
RemoveRemove all

Back

Favorites

- Create a „Favorites“ list for your frequently used counterparties
- Add or remove counterparties from the list

Nomination (05.03.2024 | PARTNER1) - Add/Remove Balance Groups



The screenshot displays the 'Counterparty selection' interface. At the top, there are two buttons: 'Counterparty selection' (highlighted in black) and 'Reload Nomination'. Below this, the interface is split into two main sections: 'Available counterparties' on the left and 'Nominated counterparties' on the right.

Available counterparties: This section has three tabs: 'All available', 'My favorites' (highlighted in black), and 'Nominated'. Below the tabs is a search bar containing 'PARTNER' and a message 'No counterparties available ...'. At the bottom of this section are 'Add' and 'Add all' buttons. A 'Back' button is located at the very bottom left.

Nominated counterparties: This section has a search bar with the text 'Filter by name ...'. Below it, two entries are listed: 'PARTNER2' and 'PARTNER3' (highlighted in blue). At the bottom of this section are 'Remove' and 'Remove all' buttons.

Edit Favourites Modal: This modal is titled 'Edit Favourites' and is highlighted with a green border. It contains two columns: 'Available counterparties' and 'Nominated counterparties'. The 'Available counterparties' column has a search bar with 'PARTNER2' and a message 'No counterparties available ...', with 'Add' and 'Add all' buttons below. The 'Nominated counterparties' column has a search bar with 'PARTNER2' and a 'Remove' button below. An 'Ok' button is highlighted with a green border at the bottom of the modal.

Nominated

- „Nominated“ shows all counterparties from a previous gas day
- The respective gas day can be selected in a separate field

Nomination (05.03.2024 | PARTNER1) - Add/Remove Balance Groups

Counterparty selectionReload Nomination

Available counterparties

All availableMy favoritesNominated

04.03.2024

There will only be balance groups shown, which where part of a title transfer deal at the given date.

No counterparties available ...

AddAdd all

Nominated counterparties

PARTNER2

RemoveRemove all

Back

Export Interface

- „Export“ allows you to choose any format nomination file from your current nomination

Nomination (05.03.2024 | PARTNER1)

Save Close Partner Values **Export**

Reload Nomination

Add/Remove Balance Group

Nominated counterparties

Filter ...

▲ PARTNER2

External Balance Group		PARTNER2			
Identifier	Type	Buy	Copy	Sell	Copy
Hour	MWh	Partner Value	MWh	Partner Value	
05.03.2024 06:00 - 07:00	0.000	30.000	0.000	30.000	
05.03.2024 07:00 - 08:00	0.000	30.000	0.000	30.000	
05.03.2024 08:00 - 09:00	0.000	30.000	0.000	30.000	
05.03.2024 09:00 - 10:00	0.000	30.000	0.000	30.000	
05.03.2024 10:00 - 11:00	0.000	30.000	0.000	30.000	
05.03.2024 11:00 - 12:00	0.000	30.000	0.000	30.000	

Nomination (05.03.2024 | PARTNER1) - Export

- Export selected balance group
The export will only contain title transfer schedules of the currently selected balance group.
- Export all balance groups
The export will contain all title transfer schedules of all balance groups of the current balance group responsible party.

Format

NOMINT 6.0

OK Cancel

Format

- NOMINT 6.0
- NOMINT 6.0**
- NOMINT 5.1
- NOMINT 4.0 (XML)
- KISSA

Quantity Report

- Select Balance Group and Date
- „Value Type“: Reports are available on hourly, daily and monthly basis
- „Document types“: Microsoft Word, Microsoft Excel or Adobe PDF
- After your selection start the report with „Export“

Attention! All figures are provisional!

Quantity report

Balance group responsible
PARTNER1

Balance group
(all)

Period (Format: dd.mm.yyyy hh:mm)
01.03.2024 06:00 to 05.03.2024 06:00

Value type
Hourly Quantity

Document type
Microsoft Word

Export

PROTOCOL

PARTNER1 Buy from PARTNER2

Date	Quantity of Heat kWh
01.03.2024 06:00 - 07:00	
01.03.2024 07:00 - 08:00	
01.03.2024 08:00 - 09:00	
01.03.2024 09:00 - 10:00	
01.03.2024 10:00 - 11:00	
01.03.2024 11:00 - 12:00	
01.03.2024 12:00 - 13:00	
01.03.2024 13:00 - 14:00	
01.03.2024 14:00 - 15:00	
01.03.2024 15:00 - 16:00	
01.03.2024 16:00 - 17:00	
01.03.2024 17:00 - 18:00	
01.03.2024 18:00 - 19:00	
01.03.2024 19:00 - 20:00	
01.03.2024 20:00 - 21:00	
01.03.2024 21:00 - 22:00	
01.03.2024 22:00 - 23:00	
01.03.2024 23:00 - 00:00	
02.03.2024 00:00 - 01:00	
02.03.2024 01:00 - 02:00	
02.03.2024 02:00 - 03:00	
02.03.2024 03:00 - 04:00	
02.03.2024 04:00 - 05:00	
02.03.2024 05:00 - 06:00	
02.03.2024 06:00 - 07:00	
02.03.2024 07:00 - 08:00	
02.03.2024 08:00 - 09:00	

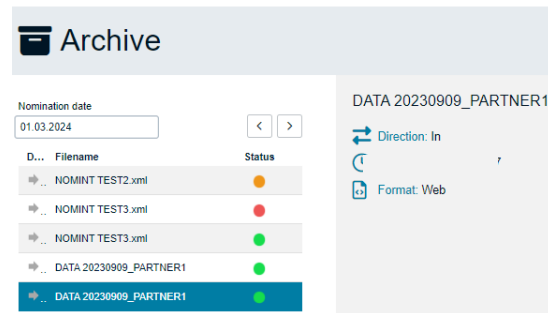
Upload

- Select Transmission
- Choose the file in format, e.g. KISSA, Edig@s,... submit
- Please check in case any error accrues as shown

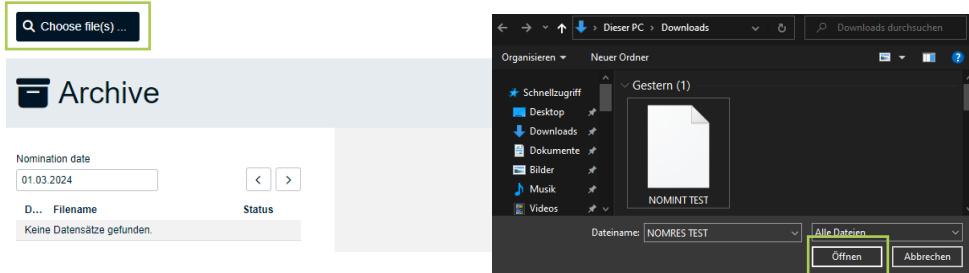


Please choose a nomination file (KISSA, Edigas, ...) for upload and press the submit button.

Choose file(s) ...



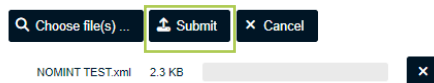
Please choose a nomination file (KISSA, Edigas, ...) for upload and press the submit button.



Error Message

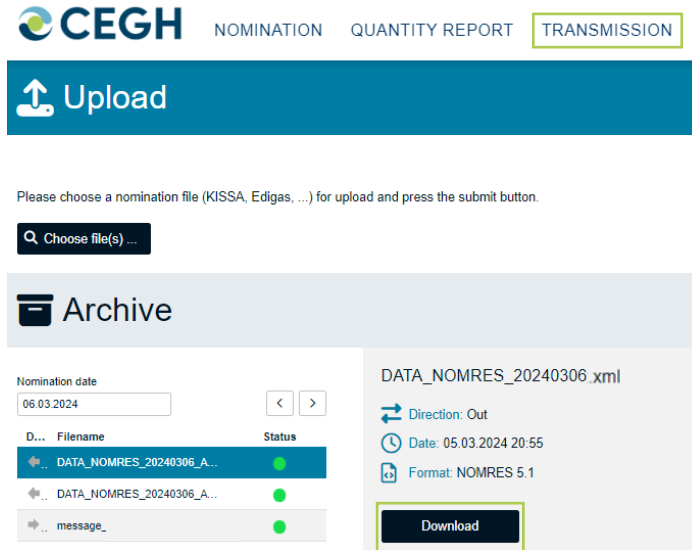
- Upload successful
- Upload unsuccessful
- Upload partially unsuccessful

Please choose a nomination file (KISSA, Edigas, ...) for upload and press the submit button.



Download

- Select „Transmission“
- Choose file for download and click download



The screenshot shows the CEGH web interface. At the top, there are navigation tabs: "NOMINATION", "QUANTITY REPORT", and "TRANSMISSION" (which is highlighted with a green border). Below the tabs is a blue "Upload" button with an upward arrow icon. A message below the button reads: "Please choose a nomination file (KISSA, Edigas, ...) for upload and press the submit button." Below this message is a "Choose file(s) ..." button with a magnifying glass icon. The main content area is titled "Archive" and contains a table of nomination data. The table has columns for "D...", "Filename", and "Status". The first row is highlighted in blue and shows a file named "DATA_NOMRES_20240306_A..." with a green status indicator. To the right of the table, there is a detailed view for the selected file, "DATA_NOMRES_20240306.xml", showing "Direction: Out", "Date: 05.03.2024 20:55", and "Format: NOMRES 5.1". A "Download" button is located at the bottom right of this detailed view, highlighted with a green border.

CEGH NOMINATION QUANTITY REPORT TRANSMISSION

Upload

Please choose a nomination file (KISSA, Edigas, ...) for upload and press the submit button.

Choose file(s) ...

Archive

Nomination date
06.03.2024

D...	Filename	Status
▶	DATA_NOMRES_20240306_A...	●
◀	DATA_NOMRES_20240306_A...	●
▶	message_	●

DATA_NOMRES_20240306.xml

Direction: Out
Date: 05.03.2024 20:55
Format: NOMRES 5.1

Download



THANK YOU!